

WFLW-500

FLW MONO PERC



Ultra Light Weight



Higher Open Circuit Voltage



Low Series Resistance



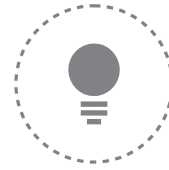
Easy & Quick to Install



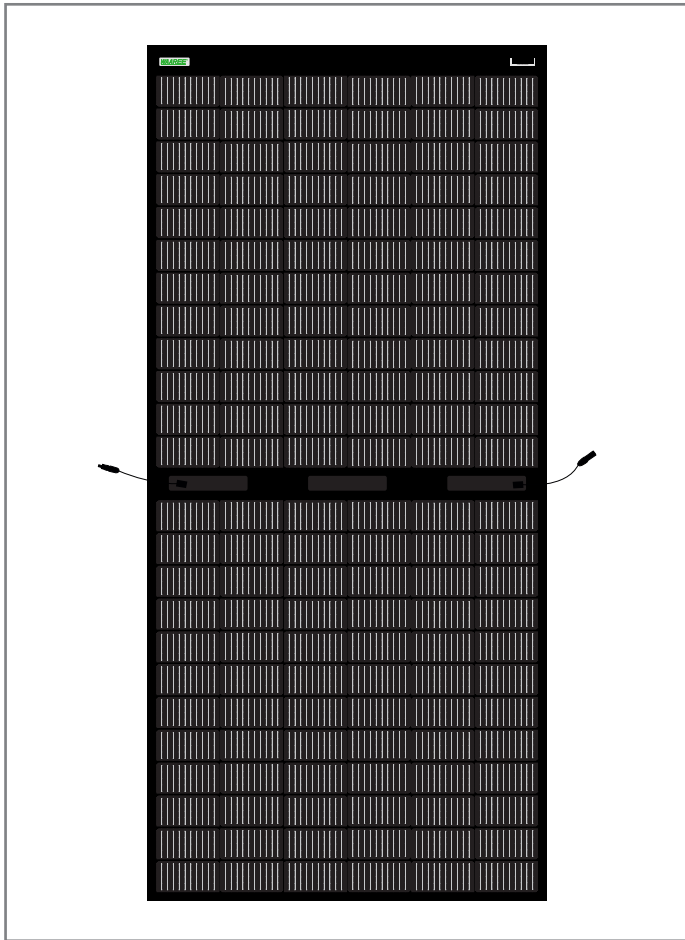
Easily Mounted with Number of Options



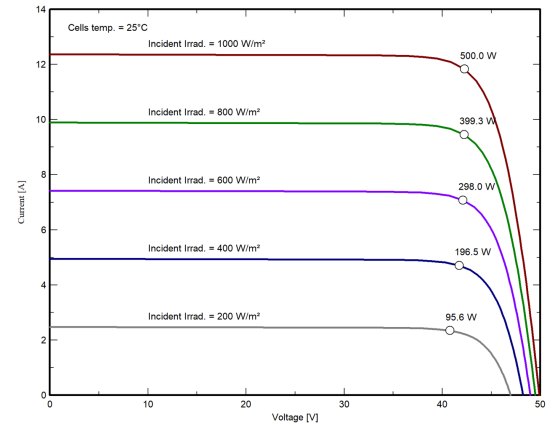
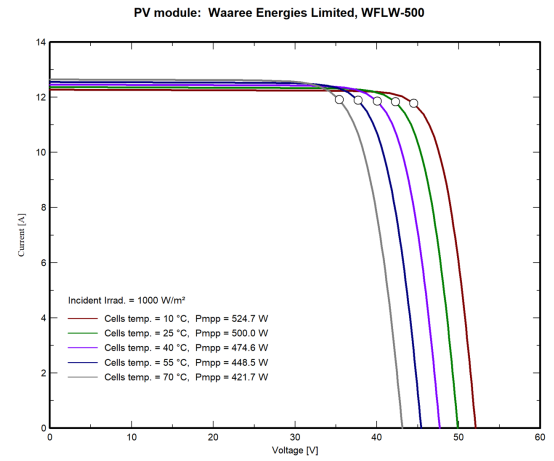
Low System Installation Cost



Superior Low Light & Low Sun Angle Performance



CHARACTERISTICS CURVES



CERTIFICATIONS AND WARRANTY

Fire Safety Class	Class C
Material & Workmanship Warranty	5 Years *
Power Output Warranty	15 Years*

For Non Roofing 2 Years of workmanship and 5 Years on Power output
For roofing 5 Years of workmanship and 15 Years on Power Output

TEMPERATURE COEFFICIENT

TkVoltage	-0.36%/k
Tkcurrent	+0.07%/k
TkPower	-0.38%/K

WFLW-500

FLW MONO PERC

ELECTRICAL PROPERTIES (STC*)

Model Number	WFLW-500
Rated Power Pmax (Watt)	500
Number of Cells in Series (Nos.)	72
Open Circuit Voltage Voc (Volts)	49.68
Max Peak Voltage Vmp (Volts)	42.48
Max Peak Current Imp (Amps)	11.78
Short Circuit Current Isc (Amps)	12.36
FF(%)	81.49%
Active Area Efficiency (%)	20.98%
Module Efficiency (%)	18.13%
Power Tolerance	±3%
Max Series Fuse Rating (Amps)	20
Operating Temperature	-40°C to +85°C

MECHANICAL PROPERTIES

Solar cells Arrangement	12X6 II 12X6
Solar Cells	M10 Mono Perc
Panel length (mm)	2384
Panel width(mm)	1158
Panel Weight (Kg)	10.5±0.5
Cell Size (mm)	91X182 HC
Max System Voltage Vdc (Volts)	1000
Junction Box Rating	IP67
Connector Type	MC4
Superstrate Type	ETFE Polymer
Junction Box	Front Side
Laminate Thickness (mm)	3.2
Module thickness with Jbox (mm)	22

MODULES DIMENSIONS

