

# ELITE SERIES

## N-TYPE

BiN-07-515 to BiN-07-545

Framed Dual Glass Bifacial module

# WAAREE®

One with the Sun



Highest reliability & enhanced crack tolerance MBB module




Sustain heavy snow & wind loads (5400 Pa & 2400 Pa)



Best in class thermal coefficients




Highest commercial gains, lower LCOE



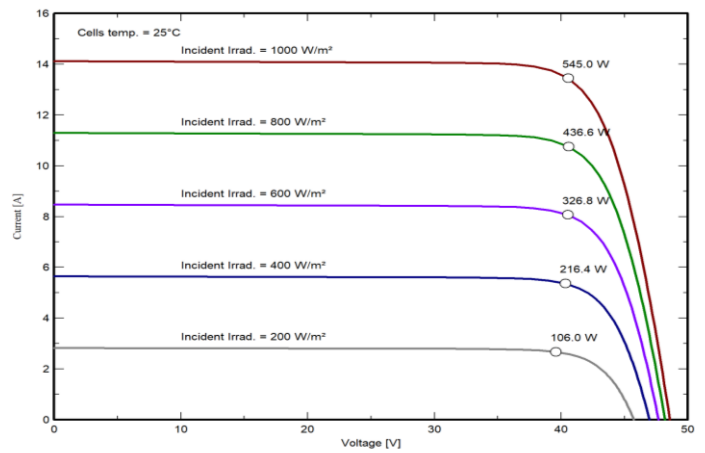
Better weak light performance



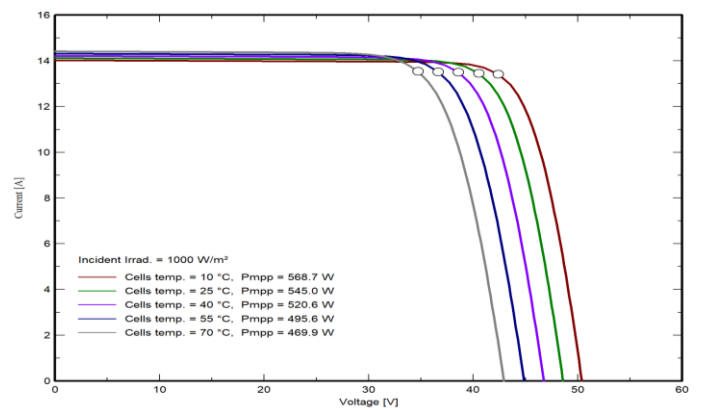
Excellent PID resistance



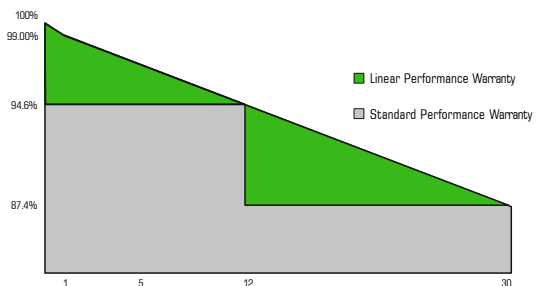
## I-V VARIATION WITH IRRADIANCE



## I-V VARIATION WITH TEMPERATURE



The Graphs are for reference purpose only. Please consult Waaree technical team for further clarifications.



ISO 9001:2015 | ISO 14001:2015 | ISO 45001:2018  
Independent assessment of factories by BLACK & VEATCH

# ELITE SERIES

## N-TYPE

BiN-07-515 to BiN-07-545

Framed Dual Glass Bifacial module

### ELECTRICAL CHARACTERISTICS



One with the Sun

Models	Pmax (W)		Vmp (V)		Imp (A)		Isc (A)		Voc (V)		Module Eff. (%)
	STC	NOCT	STC	NOCT	STC	NOCT	STC	NOCT	STC	NOCT	
BiN-07-515	515	388.80	39.92	37.21	12.90	10.42	13.69	11.05	47.39	45.02	21.74
BiN-07-520	520	392.60	40.06	37.34	12.98	10.49	13.76	11.10	47.59	45.21	21.95
BiN-07-525	525	396.40	40.20	37.47	13.06	10.55	13.83	11.16	47.79	45.40	22.16
BiN-07-530	530	400.20	40.33	37.59	13.14	10.62	13.90	11.22	47.99	45.59	22.37
BiN-07-535	535	403.90	40.47	37.72	13.22	10.68	13.97	11.27	48.18	45.77	22.58
BiN-07-540	540	407.70	40.60	37.84	13.30	10.75	14.04	11.33	48.38	45.96	22.80
BiN-07-545	545	411.50	40.73	37.96	13.38	10.81	14.11	11.39	48.58	46.15	23.01

\*Standard Test Conditions (STC) - 1000 W/m<sup>2</sup> irradiance, Air Mass 1.5 and 25°C cell temperature. Nominal Operating Cell Temperature (NOCT) - 800 W/m<sup>2</sup> irradiance, Air Mass 1.5, Ambient temperature 20°C and Wind speed 1 m/s. Average power reduction of 4.5% at 200 W/m<sup>2</sup> as per IEC 60904-1. Measuring Uncertainty ± 3%.

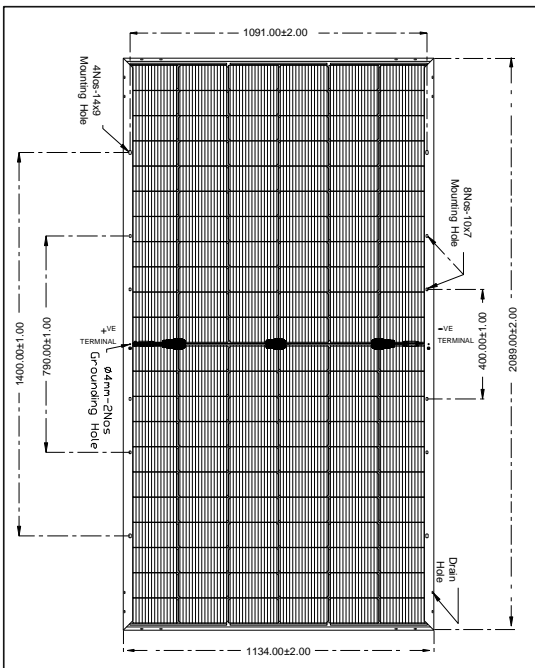
System Voltage	1500 V	Series Fuse Rating	30 A
----------------	--------	--------------------	------

### BI-FACIAL OUTPUT - BACKSIDE POWER GAIN\*

		BiN-07-515	BiN-07-520	BiN-07-525	BiN-07-530	BiN-07-535	BiN-07-540	BiN-07-545
15%	Power Output (W)	592.25	598	604	610	615	621	627
	Module Efficiency (%)	25.00	25.24	25.48	25.73	25.97	26.22	26.46
20%	Power Output (W)	618	624	630	636	642	648	654
	Module Efficiency (%)	26.09	26.34	26.59	26.84	27.10	27.36	27.61
25%	Power Output (W)	643.75	650	656	663	669	675	681
	Module Efficiency (%)	27.18	27.44	27.70	27.96	28.23	28.50	28.76
30%	Power Output (W)	669.5	676	683	689	696	702	709
	Module Efficiency (%)	28.26	28.54	28.81	29.08	29.35	29.64	29.91

\*The bifacial gains are dependant on the power plant design and location

### DESIGN SPECIFICATIONS



### THERMAL CHARACTERISTICS

Temperature coefficient of Current (Isc), $\alpha$ (%/°C)	0.046
Temperature coefficient of Voltage (Voc), $\beta$ (%/°C)	-0.26
Temperature coefficient of Power (Pm), $\gamma$ (%/°C)	-0.30
NOCT (°C)	43 ± 2
Operating temperature range (°C)	-40 to 85
Bifaciality Factor (%)	80 ± 10

### MECHANICAL CHARACTERISTICS

Length x Width x Thickness (L x W x T)	2089 mm (L) x 1134 mm (W) x 33 mm (T)
Weight	29.5 kgs
Solar Cells per Module (Units) / Arrangement	132 cells / (11x6    11x6)
Solar Cell Type & Size	M10/M10R N-type TOPCon Bifacial
Front Glass (Material / Thickness)	2 mm Low Iron HTAR semi-tempered glass
Back Glass (Material / Thickness)	2 mm Low Iron Printed semi-tempered glass
Encapsulate	PID Free & UV Resistant
Junction Box (Protection degree / Material)	IP68 / Weatherproof PPO, 3 Diodes
Cable & Connector (Protection degree / Type)	IP68 rated / MC4 compatible
Cable cross - section & Length	4 mm <sup>2</sup> & 500mm
Frame	Anodized Aluminium Alloy

Waaree Energies Ltd. is amongst the top Solar Energy Companies and has the country's largest Solar PV Module manufacturing capacity of 12 GW. In addition, it is committed to provide top notch EPC services, project development, rooftop solutions, solar water pumps and also in an Independent Power Producer. Waaree has its presence in over 350+ locations nationally and 68 countries globally.

**12 Years Product Warranty • 30 Years Power Output Warranty**

- The electrical data given here is for reference purpose only.
- Please confirm your exact requirements with the sales representative while placing your order.
- Refer installation Manual instructions & Waaree warranty statement for terms & conditions.
- Waaree Reserves the right to change the specifications without prior notice.

[www.waaree.com](http://www.waaree.com)