

ADITYA SERIES

WSD-325 to WSD-350

WAAREE®

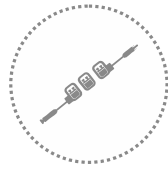
One with the Sun



Better performance under all climatic conditions



Enhanced power output due to revolutionary design



Split junction box improve heat dissipation



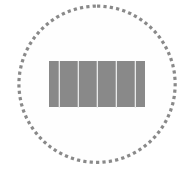
Reduced power losses up to 1/4 times




PID resistant with long term reliability



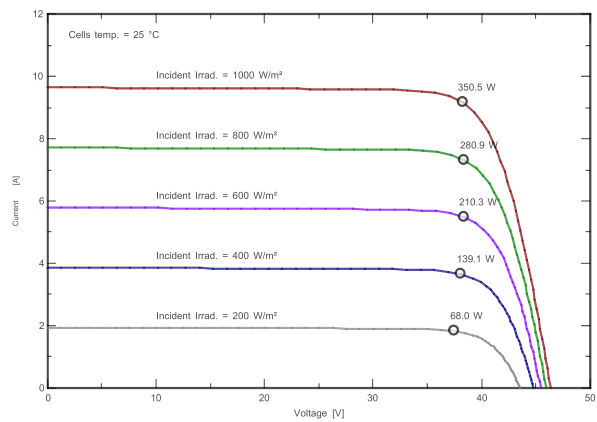
Increase shade tolerance



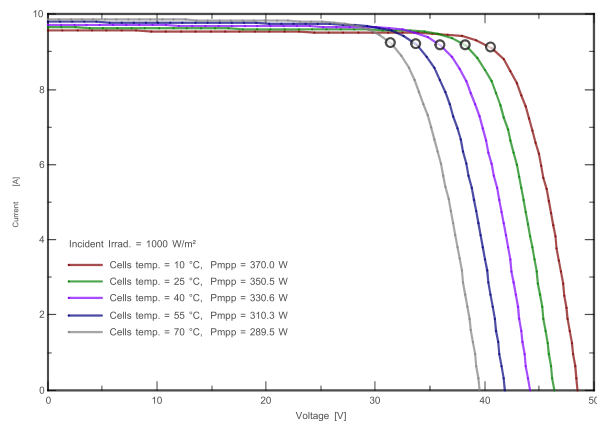
Superior performance of half cell



I-V VARIATION WITH IRRADIANCE



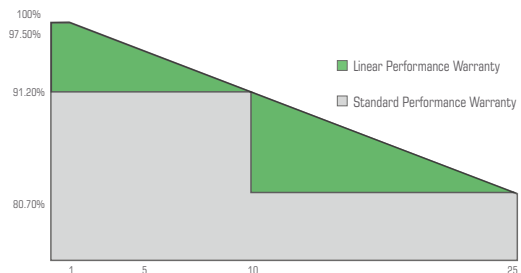
I-V VARIATION WITH TEMPERATURE



The Graphs are for reference purpose only. Please consult Waaree technical team for further clarifications.

INTERNATIONAL & NATIONAL CERTIFICATIONS

IEC 61215 | IEC 61730 | UL61730
IEC TS 62804-1



ISO 9001:2015 | ISO 14001:2015 | ISO 45001:2018
Independent assessment of factories by BLACK & VEATCH

ADITYA SERIES

WSD-325 to WSD-350

WAAREE[®]

One with the Sun

ELECTRICAL CHARACTERISTICS

Models	Pmax (W)		Vmp (V)		Imp (A)		Isc (A)		Voc (V)		Module Eff. (%)
	STC	NOCT	STC	NOCT	STC	NOCT	STC	NOCT	STC	NOCT	
WSD-325	325	241.70	37.68	34.10	8.63	7.10	9.34	7.55	44.84	41.60	16.14
WSD-330	330	245.20	37.86	34.30	8.72	7.15	9.41	7.61	45.14	41.90	16.39
WSD-335	335	248.90	38.07	34.60	8.81	7.20	9.47	7.66	45.44	42.10	16.64
WSD-340	340	252.40	38.25	34.80	8.90	7.25	9.53	7.70	45.74	42.40	16.89
WSD-345	345	255.30	38.44	35.10	8.98	7.27	9.59	7.75	46.04	42.60	17.14
WSD-350	350	259.50	38.63	35.30	9.07	7.35	9.65	7.80	46.34	42.90	17.39

*Standard Test Conditions (STC) - 1000 W/m² irradiance, Air Mass 1.5 and 25°C cell temperature. Nominal Operating Cell Temperature (NOCT) - 800 W/m² irradiance, Air Mass 1.5, Ambient temperature 20°C and Wind speed 1 m/s. Average power reduction of 4.5% at 200 W/m² as per IEC 60904-1. Measuring Uncertainty ± 3%.

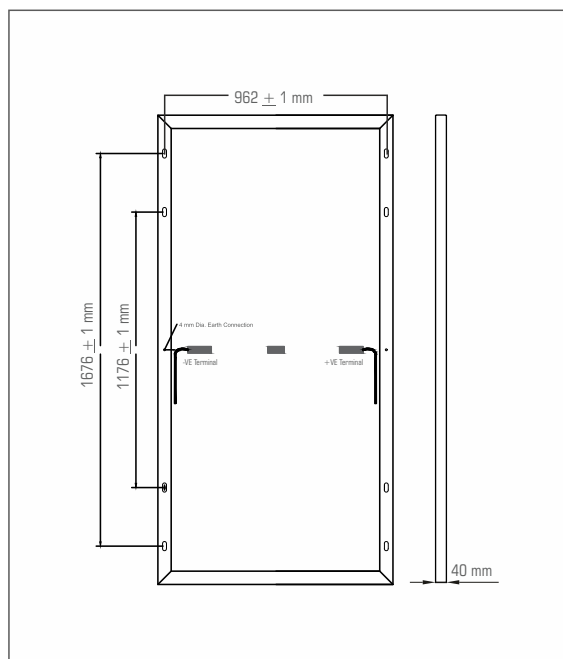
System Voltage	1500 V
----------------	--------

Series Fuse Rating	20 A
--------------------	------

MECHANICAL CHARACTERISTICS

Length x Width x Thickness (L x W x T)	2007 mm (L) x 1003 mm (W) x 40 mm (T)
Weight	23.5 kgs
Solar Cells per Module (Units) / Arrangement	144 cells / (12x6 12x6)
Solar Cell	Multi Crystalline Silicon
Front Glass	3.2 mm Low Iron and Tempered glass with ARC coating
Encapsulate	PID Free & UV Resistant
Junction Box (Protection degree/ Material)	IP68 / Weatherproof PPO
Cable & Connector (Protection degree / Type)	IP68 rated / MC4 compatible
Cable cross - section & Length	4 mm ² & 500mm
Frame	Anodized Aluminium Alloy

DESIGN SPECIFICATIONS



THERMAL CHARACTERISTICS

Temperature coefficient of Current (Isc), α (%/°C)	0.051
Temperature coefficient of Voltage (Voc), β (%/°C)	-0.2775
Temperature coefficient of Power (Pm), γ (%/°C)	-0.3859
NOCT (°C)	43 ± 2
Operating temperature range (°C)	-40 to 85

Waaree Energies Ltd. is amongst the top Solar Energy Companies and has the country's largest Solar PV Module manufacturing capacity of 2 GW. In addition, it is committed to provide top notch EPC services, project development, rooftop solutions, solar water pumps and also in an Independent Power Producer. Waaree has its presence in over 325+ locations nationally and 68 countries globally.

10 Years Product Warranty* • 25 Years Power Output Warranty**
Minimum 90% at the end of 10 years • Minimum 80% at the end of 25 years

*If you need specific product certificates, and if module installations are to deviate from our guidance specified in our installation manual, please contact your local Waaree sales and technical representatives.

- The electrical data given here is for reference purpose only.
- Please confirm your exact requirements with the sales representative while placing your order.
- Refer installation Manual instructions & Waaree warranty statement for terms & conditions.
- Waaree Reserves the right to change the specifications without prior notice.

www.waaree.com